



Government of **Western Australia**
Department of **Education and Training**



Maidens Park PS Annual Report 2015

"Every child matters"

INTRODUCTION

It is a pleasure to present this Annual Report for 2015 to our School Board and Community. Its purpose is to report the school's performance in key areas for the year and, as such, provides information about student attendance, academic performance, whole school and staff development. This report is a snapshot and should be read in conjunction with student reports, newsletters, School Council minutes and P & C minutes. As always, we celebrate our individual and school achievements. Our constant review process for all aspects of the school ensures that Maidens Park Primary School remains dynamic and displays a kind, happy and friendly environment that cares for the diverse range of individual needs.

The dedication and expertise of the Maidens Park Primary School staff continues to be beyond expectations and I wish to sincerely thank them for this outstanding commitment. Additionally, our school has a group of outstanding parents and friends who support through volunteering in P&C, School Council, school activities, classroom activities etc. Without these people and the contributions they make, we would find it difficult to provide many such positive experiences for our students.

Also, community involvement has been extended with the establishment of a reading volunteer program called Hands Up For Kids (HU4K) where community volunteers attend the school weekly to help students with their reading. This program joins other volunteer programs such as Connect (previously School Volunteer) that mentor individual students, and library and canteen volunteers

The specialisation in the outdoor environment as a Nature Play environment has continued and continues to be reflected also in the school's ongoing involvement with the adjacent nature reserve, The Maidens Reserve.

Helen Foan
PRINCIPAL
March 2016

SCHOOL PROFILE

Located in the south of Bunbury, Maidens Park Primary School's large tuart trees are a significant feature of the extensive grounds, with engaging play areas and a large grassed playing field for sport. Specialist subjects offered include Science and Physical Education.

Maidens Park Primary School uses the Positive Behaviour Support process to shape behaviour expectations and acknowledgements to emphasize our STAR qualities (Safe, Tolerant, Achieve and Responsible). Maidens Park Primary School continues to have an emphasis on Literacy, Numeracy and Positive Behaviour Support. A Speech and Oral Language program continues to be a large part of the program in the Early Years, providing for students in need of speech assistance and oral language development. This program works in conjunction with speech therapists from Hudson Road Health Centre with the school providing an Education Assistant to implement the programs.

Excellent parent-teacher support is enjoyed through the open door communication policy. The P&C has struggled in its activities as a whole although we have enjoyed outstanding individual support. We also enjoy an enthusiastic School Council under the chairmanship of Mr John Jeffreys.

Both technology and environmental education are practised across the curriculum. Through a partnership with the City of Bunbury, Maidens Park Primary School has an emphasis on incorporating environmental education across all learning areas. The school is within walking distance of the Maidens Park Reserve and utilises this natural resource. Our involvement with local resources enhances this ongoing project. Our school is also within walking distance of the Withers Library, which enables classes to take up opportunities to work in partnership with the council library on different projects such as the community garden.

As a participant in the Learning through ICT program, student engagement in learning and enhanced student outcomes are improved through the use of modern information technology for teaching, learning and communication. This has included the classroom use of interactive white boards in all classrooms from Kindergarten to Year 6.

ANZAC



Bubbles



Disco



Easter Hat Parade



Sprint car visit

Highlights of 2015

Mother's day morning tea



RAS Visit



Book Week



Excursions



Jump Rope



Celebration Excursions



Sports carnivals



Year 7 Camp



Crazy Hair day



Tennis Clinic



ACHIEVEMENTS AND HIGHLIGHTS OVER 2015

- Athletics Carnival, Basketball Carnival, Winter Sports Carnival
- 2015 Year 6 Graduation
- Year 6 Camp
- Choir performances – Christmas in the Park, Senior Citizens
- Positive Behaviour Support program continues
- Open Night
- End of Year Evening Concert.
- Participating students in Primary Extension Academic Classes.
- Continuation of Hands Up For Kids, reading program
- Partnership with Friends of Maidens
- Speech and Oral Language programs.
- Jump Rope For Heart
- Discos

2015 Graduation

Our Year Six students celebrated their Graduation at the end of the 2015 school year. It is tradition that the Graduation Ceremony is celebrated with the whole of the Maidens Park community. The students celebrated on the last day with an excursion to Busselton.

Year 6 Camp

Year 6's headed off to Mornington Mills Camp in term three. Students enjoyed the opportunity engage with the environment, participate in ropes courses and other challenges.

Choir

The choir continued to excel in 2014 under the guidance of Mrs Judy Chitty. The choir is a regular feature at school assemblies and venturing into the community to perform for the elderly and the Christmas Picnic in the Park.

Drum Squad

'Drumtastic' continues to perform regularly at assemblies and at community events including the Ugle Park Christmas Event. Drumtastic was supported by the Bunbury Behaviour Centre.

Breakfast Club

Breakfast Club has continued to provide a good start to the day for those students who would otherwise be starting on an empty stomach. The Breakfast Club is heavily supported by Foodbank.

Chaplaincy Funding

Through Youth Care we continue to have the services of our Chaplain, Emma Strong who is making a real difference to a large number of students. Emma is available at the school for two days per week. Emma also runs such programs as recorder, chess club and supports the drumming program.

Sporting Schools

Previously Active After School, this program was relaunched as Sporting Schools and continues to run two afternoons per week and provides students with the opportunity to develop their fundamental movement skills in a variety of sports settings. The program encourages teamwork and the importance of leading a healthy lifestyle. Students who would not normally be involved in an after school sport are targeted as part of this program.

Transition for Year 6s

This year, transition took a slightly different tack. Maidens Park PS has always enjoyed a strong relationship with Newton Moore Senior High School, and with the large number of students transitioning this continued in 2015 with Science days and extended transition for some.

Play Café/ 3 year olds

Our Play Café continues to grow. Operating for two hours, once a week, it is open to children under 4 years and parents. Three year olds operates for two hours weekly and is the opportunity for children to start spending time in a school environment away from mum and dad.

MindUp

Staff participated in the MindUP program (Brain-Focused Strategies For Learning and Living) and adopted it across the school focusing on the core strategies and functions of the brain.

Positive Behaviour Support

The staff unanimously voted to introduce this program to our school and a committed team formed to carry this process over the next few years. Behavioural expectations have been established and team in moving through this whole school process, teaching children the expectations of behaviour in the school.

Hands Up For Kids

Hands Up For Kids (HU4K), reading program, continued to be a strong influence in the school with more than twenty volunteers participating.

FOCUS AREAS	STRATEGIES	OUTCOMES
Professional Development	<ul style="list-style-type: none">• NAPLAN and other data review• MindUP program• Positive Behaviour Support program, including Classroom Management Strategies, and a 3 Tier approach.• Trauma Informed Practice• ILNP - Writing	<p>Improved results in targeted areas Support for stressed children Improved positive behaviour across school</p> <p>Implementation of strategies to support children suffering trauma.</p> <p>Improved and more consistent classroom practices</p>
Learning Environment	<ul style="list-style-type: none">○ Reviewed and implemented update recognition program across school (PBS)○ Hands Up For Kids○ MindUp	<p>Improved positive behaviours Less behaviour issues Improved Community relationships, Low students able to practise reading Improved Literacy outcomes particularly year 3 reading Students learn strategies to assist with emotions</p>
Playground	<ul style="list-style-type: none">○ School Officer assistant released to contact caretakers re absences○ TA to assist with IBP Targeted Students	<p>Increase in attendance of targeted students</p> <p>Less behavioural referrals Less students arriving late to class</p>
Pastoral Care	<ul style="list-style-type: none">○ Chaplain○ Positive Behaviour Support program○ MindUp○ Three tier behavioural review	<p>Ongoing pastoral care for all children and family support Improved atmosphere and behaviour in classrooms with less office referrals. Calmer classrooms Response to severe student behaviour.</p>

SCHOOL COMMUNITY INVOLVEMENT

In 2015, the P&C has experienced a less than optimum involvement of parents resulted in little activity. However, the Uniform shop has continued under the attention of Melissa Richards with the school changing its uniform supplier.

ATTENDANCE

	Non - Aboriginal		Aboriginal		Total	
	School	State	School	State	School	State
2011	93.3%	93.9%	83.4%	82.6%	91.5%	92.9%
2012	92.7%	93.7%	86.7%	81.6%	91.9%	92.7%
2013	91.2%	93.3%	82.9%	81.1%	89.9%	92.3%
2014	88.8%	89.1%	79.4%	80.7%	87.2%	87.4%
2015	78%	n/a	76.5%	n/a	85.2%	n/a

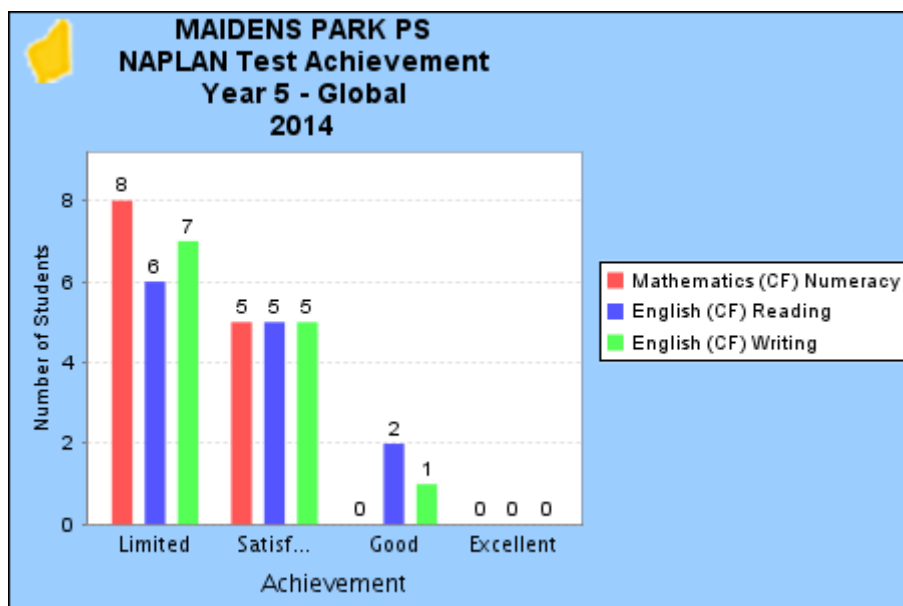
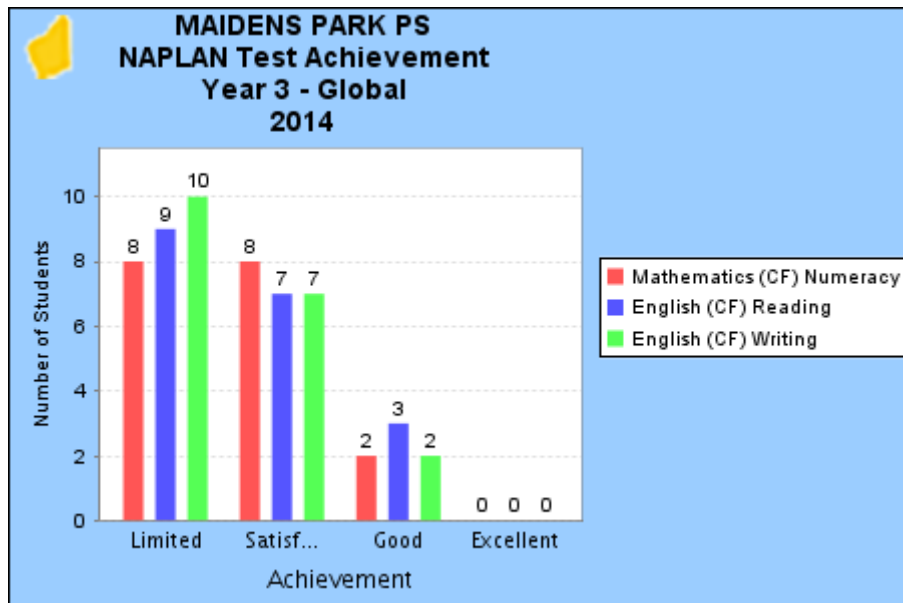
	Attendance Category			
	Regular	At Risk		
		Indicated	Moderate	Severe
2011	71.9%	18.2%	8.5%	1.2%
2012	63.8%	22.2%	11.4%	2.4%
2013	55.7%	24.5%	15.2%	4%
2014	55%	23%	14.5%	7.5%
2015	53.8%	30%	9%	7%
State	65.7%	n/a	n/a	4.7%

(Some data was not available at time of printing)

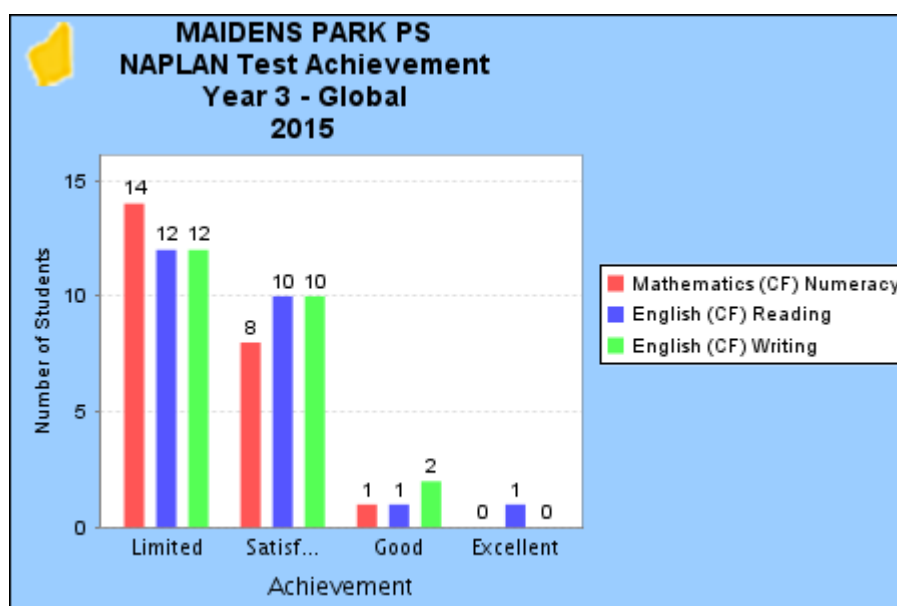
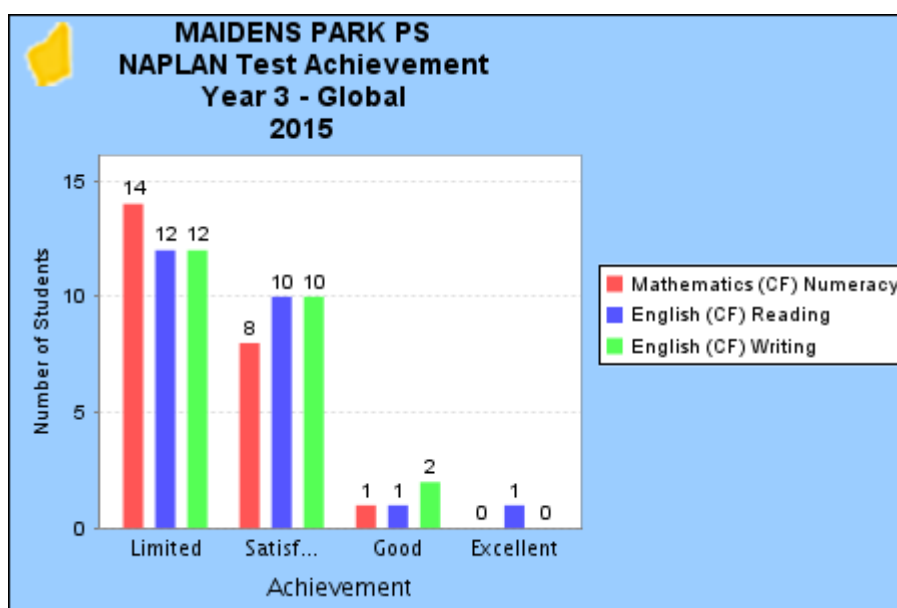
STAFF PROFESSIONAL DEVELOPMENT

Financial Management and Accountability
 Positive Behaviour Support program
 Brain Development - Trauma
 NAPLAN results and Planning
 Writing
 Reporting
 Education Assistant Induction
 SENN Reporting
 ILNP induction
 Disability Data Collection
 Aspirants for Administration
 National Quality Standards

NAPLAN RESULTS 2014



NAPLAN Results 2015



NAPLAN Analysis

With 96% of children participating in the NAPLAN assessment, analysis of the data shows that the continued focus on Literacy and Numeracy is justified. However, it does not show the closing of the gap from Pre-primary On-line data to Year 5 NAPLAN with the stable cohort. Results in the Limited and Satisfactory Achievement still continue to be high with a 5% improvement of Satisfactory to Good students in Numeracy. A large number of students are on Individual Education Plans (70%). As a school we continue to strive for improvement using whole school approaches to Literacy and Numeracy.

Support in 2015 included:

- First Steps;
- Spelling Mastery Direct Instruction Yr 3-7;
- Use of Grammar and Punctuation Scope and Sequence, based on National Curriculum;
- Employment of Literacy Co-ordinator;
- Employment of additional Education Assistant to support to identified students;
- Focused grammar and punctuation lessons, and
- Continuation of Revolving Door, targeted support program: Introduction of a Junior Revolving Door

CONCLUSION

Maidens Park Primary School had a very taxing year in 2015.

With some additions to the student population, behaviour issues escalated and we became railroaded into abandoning our original plans in lieu of a focus more on Trauma Informed Practice and had to develop a Three Tiered Approach to Behaviour management.

This resulted in not meeting some of our targets and plans.

This year, 2015, Maidens Park Primary's continued our journey as a Positive Behaviour Support (PBS) school with the inclusion of all staff on the committee who are committed to the successful implementation of this program. The PBS team (Departmental) continues to be on site which proved to be of great benefit giving our school close access to a dynamic team and enables us to be on the cutting edge of this program.

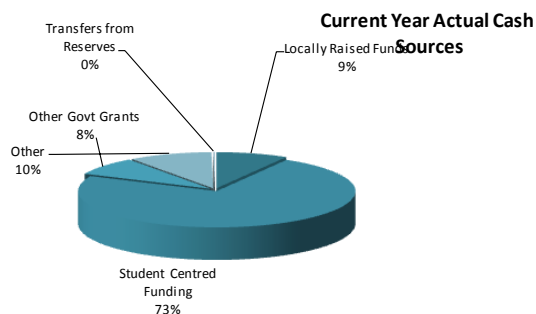
Close partnerships remain in place with Withers Library, the Hudson Road Health Clinic, Department of Child Protection and Family Services, Child and Parent Centre Carey Park, and Bunbury City Council.

Maidens Park Primary School continues to work with and for each and every student. At Maidens Park Primary School every child really does matter.

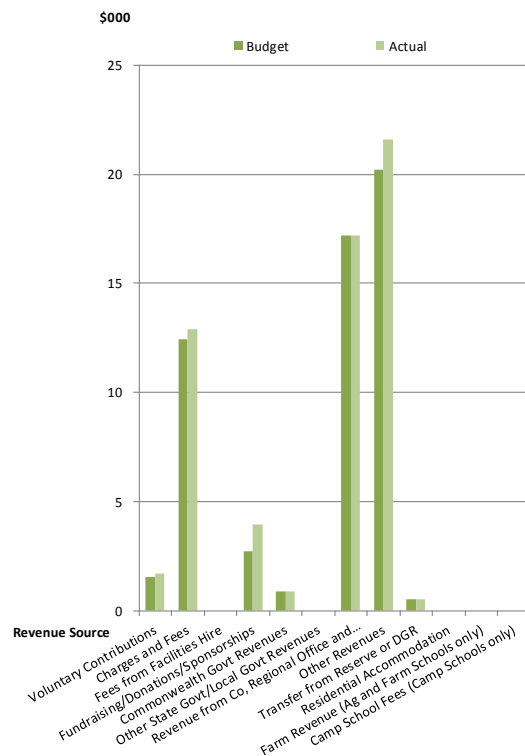
Maidens Park Primary School

Financial Summary as at
25 January 2016

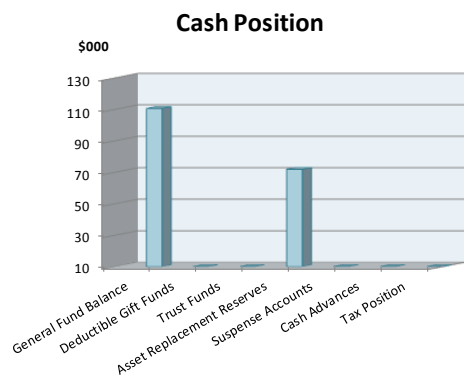
	Revenue - Cash	Budget	Actual
1	Voluntary Contributions	\$ 1,526.00	\$ 1,700.00
2	Charges and Fees	\$ 12,444.98	\$ 12,909.78
3	Fees from Facilities Hire	\$ -	\$ -
4	Fundraising/Donations/Sponsorships	\$ 2,700.00	\$ 3,934.45
5	Commonwealth Govt Revenues	\$ 873.00	\$ 873.08
6	Other State Govt/Local Govt Revenues	\$ -	\$ -
7	Revenue from Co, Regional Office and Other Schools	\$ 17,201.00	\$ 17,201.36
8	Other Revenues	\$ 20,223.95	\$ 21,582.60
9	Transfer from Reserve or DGR	\$ 500.00	\$ 500.00
10	Residential Accommodation	\$ -	\$ -
11	Farm Revenue (Ag and Farm Schools only)	\$ -	\$ -
12	Camp School Fees (Camp Schools only)	\$ -	\$ -
	Total Locally Raised Funds	\$ 55,468.93	\$ 58,701.27
	Opening Balance	\$ 110,478.00	\$ 110,478.19
	Student Centred Funding	\$ 161,501.85	\$ 161,801.85
	Total Cash Funds Available	\$ 327,448.78	\$ 330,981.31
	Total Salary Allocation	\$ 2,092,748.00	\$ 2,092,748.00
	Total Funds Available	\$ 2,420,196.78	\$ 2,423,729.31



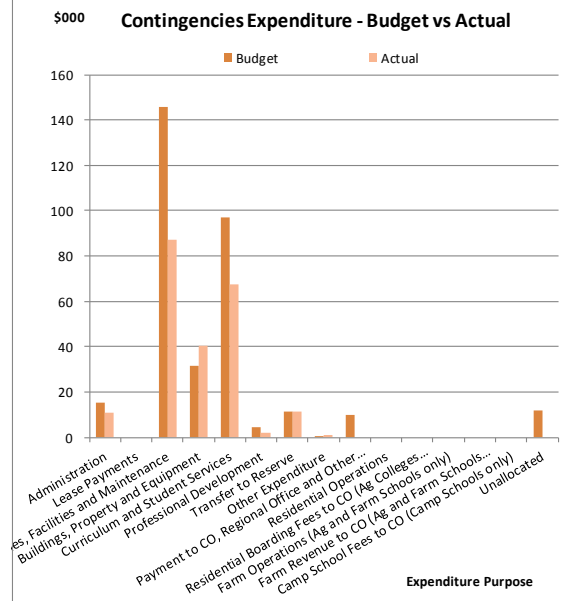
Contingencies Revenue - Budget vs Actual



	Expenditure	Budget	Actual
1	Administration	\$ 15,381.20	\$ 10,746.14
2	Lease Payments	\$ -	\$ -
3	Utilities, Facilities and Maintenance	\$ 145,511.85	\$ 87,262.14
4	Buildings, Property and Equipment	\$ 31,537.00	\$ 40,407.80
5	Curriculum and Student Services	\$ 96,925.92	\$ 67,613.68
6	Professional Development	\$ 4,600.00	\$ 2,215.04
7	Transfer to Reserve	\$ 11,450.00	\$ 11,450.00
8	Other Expenditure	\$ 523.30	\$ 747.39
9	Payment to CO, Regional Office and Other Schools	\$ 9,813.00	\$ -
10	Residential Operations	\$ -	\$ -
11	Residential Boarding Fees to CO (Ag Colleges only)	\$ -	\$ -
12	Farm Operations (Ag and Farm Schools only)	\$ -	\$ -
13	Farm Revenue to CO (Ag and Farm Schools only)	\$ -	\$ -
14	Camp School Fees to CO (Camp Schools only)	\$ -	\$ -
15	Unallocated	\$ 11,706.51	\$ -
	Total Goods and Services Expenditure	\$ 327,448.78	\$ 220,442.19
	Total Forecast Salary Expenditure	\$ 1,925,440.00	\$ 1,925,440.00
	Total Expenditure	\$ 2,252,888.78	\$ 2,145,882.19



Contingencies Expenditure - Budget vs Actual



Cash Position as at:	
Bank Balance	\$ 177,724.55
Made up of:	
1 General Fund Balance	\$ 110,539.12
2 Deductible Gift Funds	\$ -
3 Trust Funds	\$ -
4 Asset Replacement Reserves	\$ 71,843.08
5 Suspense Accounts	\$ 285.65
6 Cash Advances	\$ 75.00
7 Tax Position	\$ 4,297.00
Total Bank Balance	\$ 177,724.55